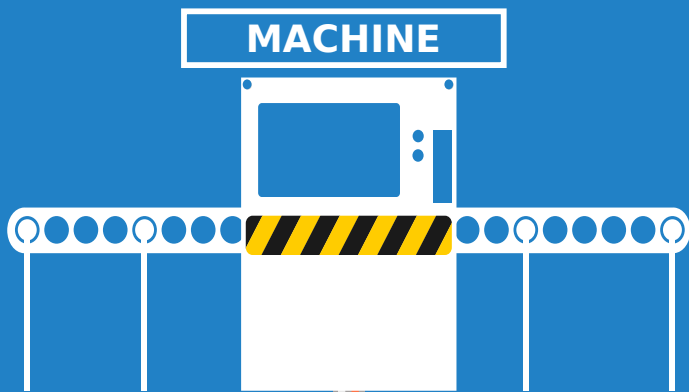







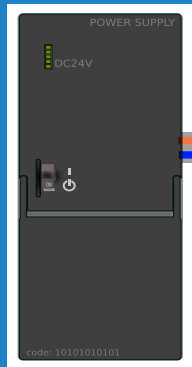
CADDIS

120 VAC Signal
Instructions



-  RED - DEVICE HAS POWER, SETUP MODE ON
-  GREEN - DEVICE HAS POWER, SETUP MODE OFF, NETWORK ESTABLISHED
-  BLUE (FLASH) - MACHINE OUTPUT CHANGED

24 VOLT DC
POWER
SUPPLY



BROWN (PIN 1)
120 VAC SIGNAL



WHITE (PIN 2)
NEUTRAL

M12 CONNECTOR

BROWN (PIN 1)
+24 VDC

BLUE (PIN 3)
0 VDC

M12 CONNECTOR



www.lcm2m.com

563.823.6218