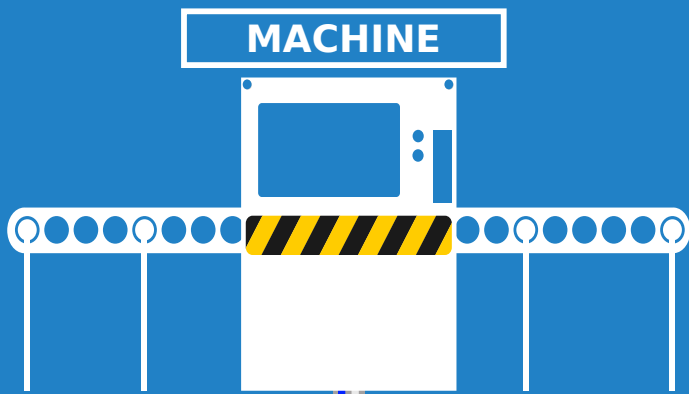





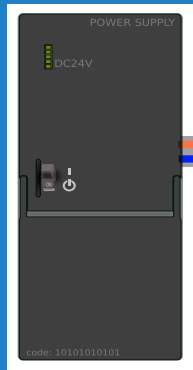


24 VDC Signal Instructions



-  RED - DEVICE HAS POWER, SETUP MODE ON
-  GREEN - DEVICE HAS POWER, SETUP MODE OFF, NETWORK ESTABLISHED
-  BLUE (FLASH) - MACHINE OUTPUT CHANGED

24 VOLT DC POWER SUPPLY



BROWN (PIN 1)
+24 VDC



BLUE (PIN 3)
0 VDC

M12 CONNECTOR

M12 CONNECTOR

WHITE (PIN 2)
24 VDC SIGNAL

BLUE (PIN 3) 0 VDC



www.lcm2m.com

563.823.6218